

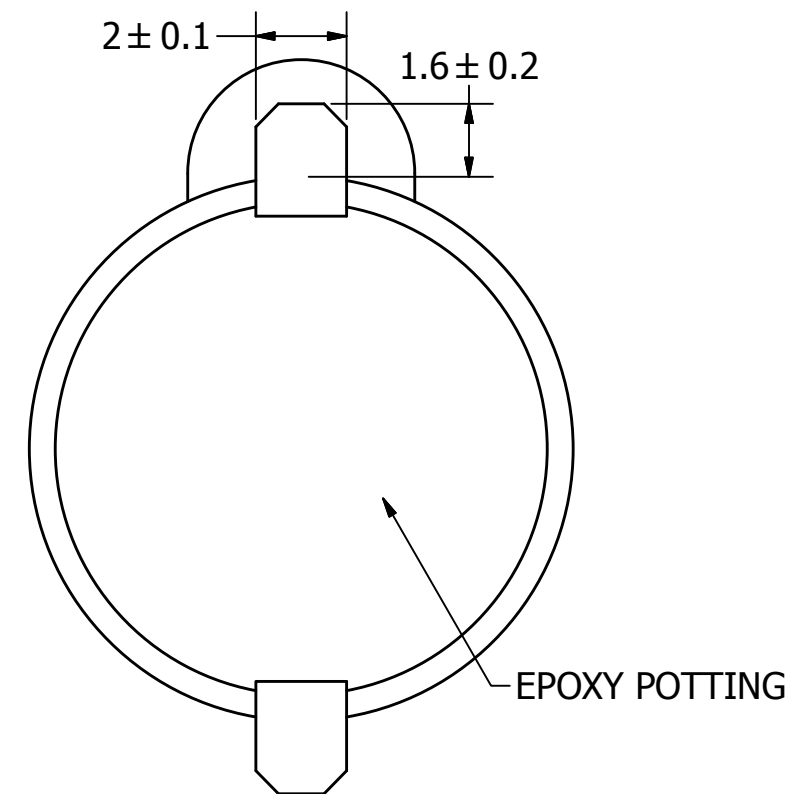
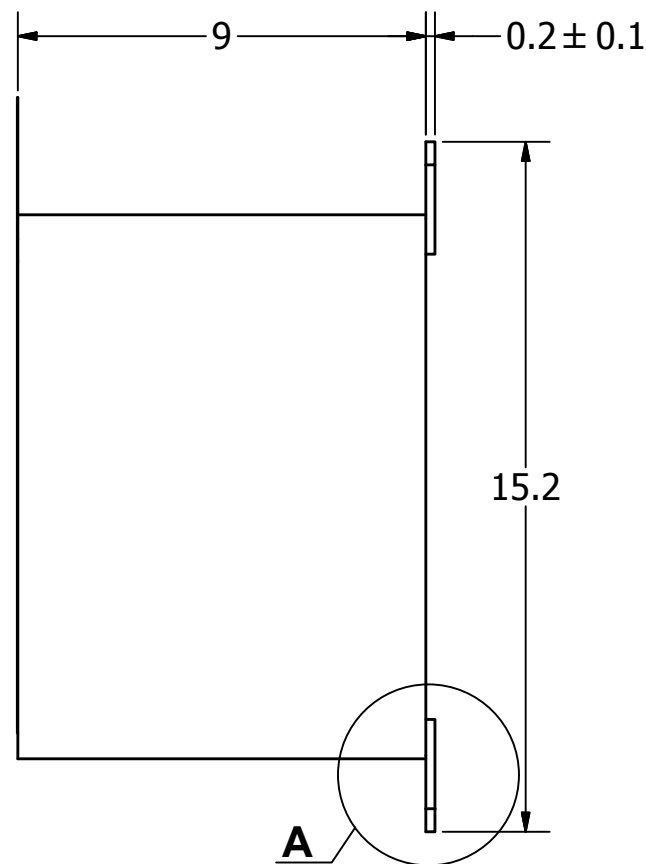
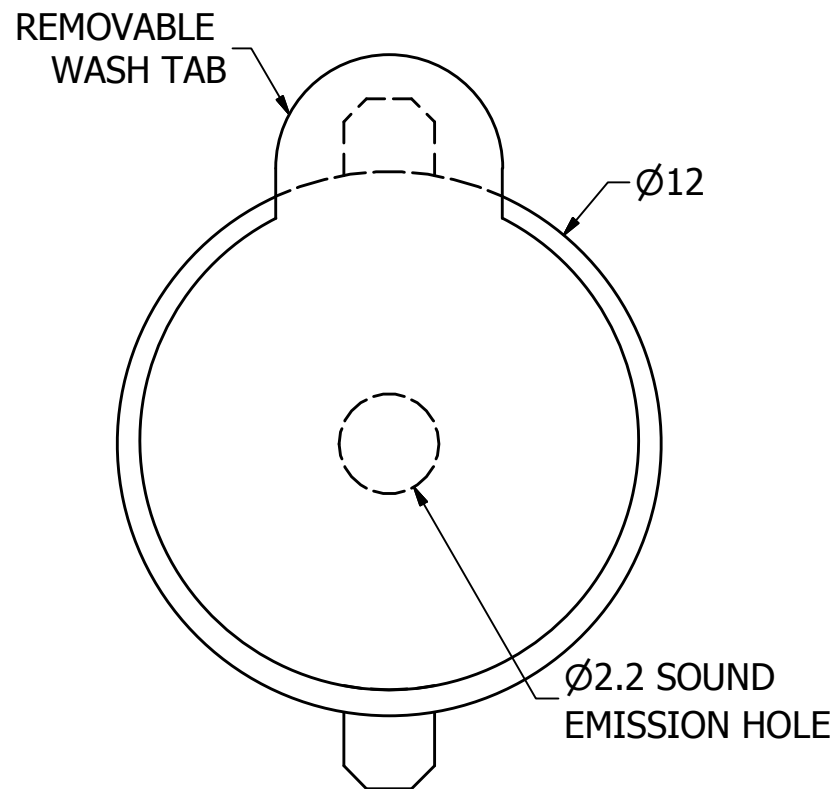
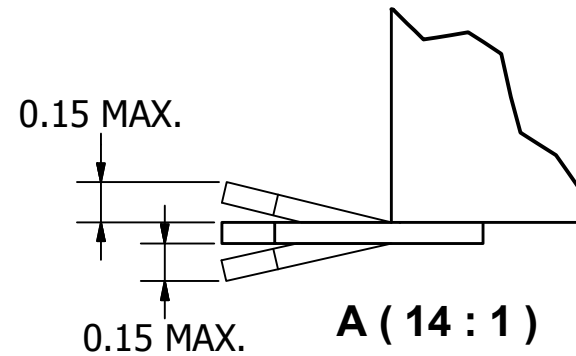
# SPECIFICATIONS

PARAMETERS	VALUES	UNIT
RATED VOLTAGE (SQUARE WAVE)	3	Vp-p
OPERATING VOLTAGE RANGE	2 ~ 5	Vp-p
RATED CURRENT (MAX)	35	mA
COIL RESISTANCE	47 ± 7	OHM
MINIMUM SPL @ 10 CM	80	dB
RESONANT FREQUENCY	2,000 ± 200	Hz
OPERATING TEMPERATURE	-40 ~ +85	°C
STORAGE TEMPERATURE	-40 ~ +85	°C
HOUSING MATERIAL	PPS	-
TERMINAL MATERIAL	Au PLATED BRASS	-
WEIGHT	2	grams

THIS DOCUMENT CONTAINS DATA PROPRIETARY TO PROJECTS UNLIMITED, INC. ANY USE OR REPRODUCTION, IN ANY FORM, WITHOUT PRIOR WRITTEN PERMISSION OF PROJECTS UNLIMITED, INC. IS PROHIBITED.  
©2003, Projects Unlimited Inc.

# REVISION HISTORY

LTR	DESCRIPTION	DATE	APPROVED
-	RELEASED FROM ENGINEERING	5/17/2006	
A	REVISED TO INVENTOR 3-D DRAWING TEMPLATE	11/7/2007	B.R.
B	ADDED DETAIL VIEW OF TERMINAL LAYOUT	8/10/2011	B.R.



## NOTES:

1. ALL DIMENSIONS ARE IN MILLIMETERS.
2. SPECIFICATIONS SUBJECT TO CHANGE OR WITHDRAWL WITHOUT NOTICE.
3. THIS PART IS RoHS 2002/95/EC COMPLIANT.

UNLESS OTHERWISE SPECIFIED: DIMENSIONS ARE IN MILLIMETERS, TOLERANCES ARE ±0.5 AND ANGLES ARE ±3°.	SIZE <b>A3</b>	Designed by	Date	Checked by	Date	Approved by	Date	Drawn Date		
		J.D.	5/17/2006	E.P.	5/18/2006	B.R.	5/18/2006	11/7/2007		
SMT-1220-TW-R.idw				<b>SMT-1220-TW-R</b>			Transducer (Electro-Mech)		Edition -	Sheet 1 / 1